

2013 Northern European Championships Team Results

MAG

Team	FX	PH	SR	VT	PB	HB	Total	Posn
MA-Finland	42.100	41.200	42.000	41.850	40.200	39.250	246.600	1
MA-Scotland	41.200	41.450	40.650	40.900	40.200	39.200	243.600	2
MA-Norway	40.250	39.550	39.750	40.950	40.250	39.200	239.950	3
MA-Wales	41.950	39.050	38.150	40.200	40.000	39.650	239.000	4
MA-Sweden	39.800	38.300	39.250	40.200	39.200	37.750	234.500	5
MA-NI	38.500	38.750	35.600	35.750	38.950	34.650	222.200	6
MA-Iceland	37.650	31.400	36.750	37.400	35.950	35.700	214.850	7
MA-IOM	37.500	34.650	34.500	37.500	36.450	33.700	214.300	8
MA-Ireland	39.450	24.100	25.200	39.050	35.950	22.100	185.850	9
MA-Faroe	37.500		21.750	38.400			97.650	10

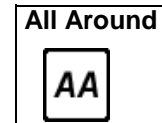
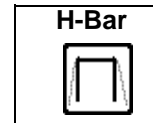
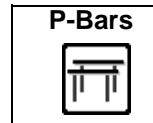
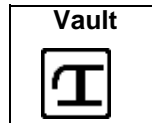
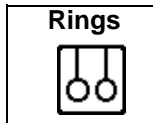
2013 Northern European Championships Team Results

WAG

Team	VT	UB	BB	FX	-	-	Total	Posn
WA-Wales	41.500	37.550	38.300	37.800			155.150	1
WA-Scotland	40.400	35.150	38.450	39.300			153.300	2
WA-NI	40.250	33.800	36.650	36.550			147.250	3
WA-Finland	40.250	32.750	35.100	34.650			142.750	4
WA-Norway	38.300	30.850	35.700	34.150			139.000	5
WA-Sweden	38.300	32.800	32.450	34.750			138.300	6
WA-Iceland	38.600	31.250	34.000	34.350			138.200	7
WA-IOM	37.550	30.050	34.750	34.350			136.700	8

2013 Northern Europeans

Mens Artistic

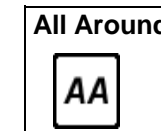
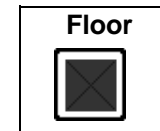
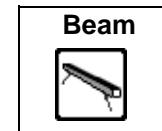
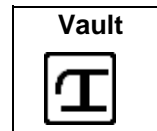


MAG

No	Name	NOC	Team	Comp	D	FX		D	PH		D	SR		D	VT		D	PB		D	HB		AA		
136	Stian	Skjerhaug	Norway	MA-Norway	MAG	5.5	14.200	3	6.0	13.700	5	4.7	13.450	6	5.2	13.750	5	5.3	13.500	5	5.2	13.900	3	82.500	1
133	Oskar	Kirmes	Finland	MA-Finland	MAG	6.0	14.700	1	5.4	14.400	2	5.1	13.100	14	4.8	14.000	3	5.0	12.550	22	5.3	13.000	9	81.750	2
147	Clinton	Purnell	Wales	MA-Wales	MAG	5.3	14.250	2	5.1	13.150	9	5.4	13.400	8	4.4	13.550	9	5.2	12.800	18	5.2	13.750	4	80.900	3
116	Pontus	Kallanvaara	Sweden	MA-Sweden	MAG	4.8	13.750	7	4.6	13.150	9	4.4	13.150	12	4.4	13.300	16	4.6	13.100	11	5.2	13.550	5	80.000	4
113	Daniel	Iley	Scotland	MA-Scotland	MAG	5.2	13.600	10	5.3	13.750	4	4.8	13.300	10	4.4	13.750	5	4.5	12.850	17	5.2	12.500	11	79.750	5
138	Lars	Jorgen Fjeld	Norway	MA-Norway	MAG	5.6	13.100	16	4.8	12.250	21	5.1	13.800	3	4.8	13.800	1	4.5	13.400	6	4.6	13.150	7	79.500	6
134	Heikki	Niva	Finland	MA-Finland	MAG	4.6	11.200	40	5.0	12.750	15	4.7	12.500	18	4.4	13.550	9	4.9	14.050	2	5.3	14.000	2	78.050	7
117	Michael	Trane	Sweden	MA-Sweden	MAG	4.5	12.900	19	4.8	13.100	11	4.4	13.350	9	4.4	13.300	16	4.5	13.100	11	4.0	12.250	14	78.000	8
141	Marcus	Frandsen	Denmark	MA-Denmark	MAG	4.8	12.350	30	4.9	12.900	12	4.6	13.750	4	4.4	13.450	11	4.1	12.350	24	4.5	13.050	8	77.850	9
148	Harry	Owen	Wales	MA-Wales	MAG	5.5	14.150	4	4.6	12.550	17	4.9	12.100	23	4.4	13.200	18	4.1	12.900	15	4.2	12.300	13	77.200	10
102	Christopher	O'Connor	Ireland	MA-Ireland	MAG	5.6	14.000	5	3.8	11.800	24	5.1	13.450	6	4.4	13.400	14	5.0	12.600	21	4.1	11.650	22	76.900	11
153	Jack	Neill	NI	MA-NI	MAG	4.1	13.200	13	4.8	13.550	7	4.1	12.450	20	3.6	11.450	39	3.9	12.900	15	3.6	12.000	19	75.550	12
114	Andrew	Mackie	Scotland	MA-Scotland	MAG	4.1	12.800	21	5.5	12.850	13	4.9	13.250	11	4.4	12.700	22	4.1	12.700	20	3.7	10.800	31	75.100	13
112	Tom	Barnes	Scotland	MA-Scotland	MAG	5.0	14.000	5	4.1	12.300	19	3.8	12.000	24	4.4	13.450	11	4.1	11.900	33	3.5	11.350	24	75.000	14
101	Daniel	Fox	Ireland	MA-Ireland	MAG	4.5	12.950	17	4.4	12.300	19	4.8	11.750	28	3.6	12.950	20	4.4	13.050	13	3.3	10.450	33	73.450	15
120	Carl	Green	Sweden	MA-Sweden	MAG	5.3	12.600	26	4.3	11.000	31	4.4	12.750	16	5.2	13.600	8	4.7	12.200	28	3.5	11.000	28	73.150	16
123	Jon	Sigurdur Gunnarsson	Iceland	MA-Iceland	MAG	4.3	12.850	20	3.8	11.050	30	5.5	11.800	26	4.4	13.050	19	3.3	11.950	32	3.6	12.200	16	72.900	17
151	Rhys	McClenaghan	NI	MA-NI	MAG	4.3	12.100	34	4.8	12.850	13	2.6	11.600	29	3.6	12.100	30	4.2	12.250	26	3.1	11.700	21	72.600	18
152	Ewan	McAteer	NI	MA-NI	MAG	4.2	13.200	13	3.5	11.650	26	2.6	11.550	30	3.6	12.200	29	3.7	11.600	34	2.1	10.950	30	71.150	19
106	Alex	Hedges	IOM	MA-IOM	MAG	3.9	12.500	28	3.7	11.800	24	2.7	11.150	32	3.6	12.100	30	2.9	12.250	26	2.8	11.200	27	71.000	20
124	Sigurdur	Andres Sigurdarson	Iceland	MA-Iceland	MAG	3.9	12.700	23	3.1	9.150	35	3.3	11.800	26	3.6	12.550	26	3.6	12.500	23	2.9	11.400	23	70.100	21
108	Anand	Patel	IOM	MA-IOM	MAG	4.9	12.350	30	3.0	11.550	27	2.7	10.000	38	3.6	12.750	21	3.3	12.000	31	2.3	11.000	28	69.650	22
109	Mukunda	Measuria	IOM	MA-IOM	MAG	3.4	11.750	37	2.9	11.300	28	3.4	12.350	22	2.0	11.600	35	3.1	11.100	36	3.0	11.250	25	69.350	23
110	Harshul	Measuria	IOM	MA-IOM	MAG	4.0	12.650	25	3.0	10.000	34	2.7	11.500	31	3.0	11.650	34	3.6	12.100	29	2.4	11.250	25	69.150	24
107	Brandon	Garrett	IOM	MA-IOM	MAG	3.4	12.300	32	2.8	9.000	36	2.6	11.000	33	3.6	12.650	24	2.9	12.100	29	1.9	10.700	32	67.750	25
115	Liam	Davie	Scotland	MA-Scotland	MAG	4.8	13.600	10	0.0	0.000	37	3.9	12.850	15	4.4	13.700	7	4.1	12.300	25	5.4	14.250	1	66.700	26
122	Hrobiartur	Palmar Hilmarsson	Iceland	MA-Iceland	MAG	4.2	11.500	39	3.2	10.100	33	2.7	10.100	37	3.0	11.550	37	3.5	10.700	37	3.9	12.100	18	66.050	27
146	Grant	Gardiner	Wales	MA-Wales	MAG	4.7	13.550	12	5.0	11.850	23	0.0	0.000	39	4.4	13.450	11	5.5	13.750	4	4.7	12.700	10	65.300	28
137	Haakon	Andreassen	Norway	MA-Norway	MAG	5.1	12.950	17	0.0	0.000	37	4.6	12.500	18	5.6	13.400	14	4.4	13.300	10	2.8	10.100	35	62.250	29
111	Daniel	Keatings	Scotland	MA-Scotland	MAG	0.0	0.000	41	7.1	14.850	1	5.3	14.100	2	0.0	0.000	41	6.9	15.050	1	6.1	12.450	12	56.450	30
131	Tomi	Tuuha	Finland	MA-Finland	MAG	5.1	13.650	9	0.0	0.000	37	4.6	13.650	5	5.2	14.300	1	3.7	12.750	19	0.0	0.000	36	54.350	31
118	Prince	Mayiza	Sweden	MA-Sweden	MAG	4.6	13.150	15	4.5	12.050	22	0.0	0.000	39	3.6	12.500	27	4.5	13.000	14	0.0	0.000	36	50.700	32
140	Nikolay	Nilsen Ronbeck	Norway	MA-Norway	MAG	5.1	11.700	38	3.9	11.300	28	4.4	12.000	24	4.8	11.900	32	0.0	0.000	40	0.0	0.000	36	46.900	33
125	Palmi	Rafn Steindorsson	Iceland	MA-Iceland	MAG	0.0	0.000	41	4.2	10.250	32	3.4	10.400	36	3.6	11.800	33	3.8	11.500	35	0.0	0.000	36	43.950	34
135	Markku	Vahtila	Finland	MA-Finland	MAG	0.0	0.000	41	5.0	12.600	16	6.4	15.250	1	0.0	0.000	41	4.5	13.400	6	0.0	0.000	36	41.250	35
132	Juho	Kanerva	Finland	MA-Finland	MAG	4.8	13.750	7	5.7	14.050	3	0.0	0.000	39	0.0	0.000	41	0.0	0.000	40	4.7	12.250	14	40.050	36
149	Iwan	Mephram	Wales	MA-Wales	MAG	0.0	0.000	41	0.0	0.000	37	4.7	12.650	17	0.0	0.000	41	4.7	13.350	8	5.0	13.200	6	39.200	37
139	Steffen	Kristensen	Norway	MA-Norway	MAG	0.0	0.000	41	5.1	13.600	6	0.0	0.000	39	0.0	0.000	41	4.5	13.350	8	4.7	12.150	17	39.100	38
150	Jac	Davies	Wales	MA-Wales	MAG	5.2	12.700	23	5.5	13.350	8	0.0	0.000	39	3.6	12.450	28	0.0	0.000	40	0.0	0.000	36	38.500	39
127	Olivur	Debes Eiriksfoss	Faroe	MA-Faroe	MAG	3.8	12.150	33	0.0	0.000	37	3.5	11.000	33	2.8	11.600	35	0.0	0.000	40	0.0	0.000	36	34.750	40
129	Ari	Sakarisson	Faroe	MA-Faroe	MAG	3.8	11.800	36	0.0	0.000	37	2.9	10.750	35	2.8	11.500	38	0.0	0.000	40	0.0	0.000	36	34.050	41
128	Øssur	Debes Eiriksfoss	Faroe	MA-Faroe	MAG	5.0	12.550	27	0.0	0.000	37	0.0	0.000	39	5.2	14.200	2	0.0	0.000	40	0.0	0.000	36	26.750	42
154	Matthew	Cosgrave	NI	MA-NI	MAG	0.0	0.000	41	4.8	12.350	18	0.0	0.000	39	0.0	0.000	41	5.0	13.800	3	0.0	0.000	36	26.150	43
126	Bogi	Berg	Faroe	MA-Faroe	MAG	4.0	12.800	21	0.0	0.000	37	0.0	0.000	39	3.6	12.600	25	0.0	0.000	40	0.0	0.000	36	25.400	44
121	Bjarki	Asgeirsson	Iceland	MA-Iceland	MAG	4.6	12.100	34	0.0	0.000	37	4.6	13.150	12	0.0	0.000	41	0.0	0.000	40	0.0	0.000	36	25.250	45
119	Karl	Idesjö	Sweden	MA-Sweden	MAG	0.0	0.000	41	0.0	0.000	37	4.5	12.450	20	0.0	0.000	41	0.0	0.000	40	4.3	11.950	20	24.400	46
104	Shane	Lyndon	Ireland	MA-Ireland	MAG	4.4	12.500	28	0.0	0.000	37	0.0	0.000	39	3.6	11.150	40	0.0	0.000	40	0.0	0.000	36	23.650	47
103	Ryan	Gettings	Ireland	MA-Ireland	MAG	0.0	0.000	41	0.0	0.000	37	0.0	0.000	39	3.6	12.700	22	3.5	10.150	39	0.0	0.000	36	22.850	48
142	Jacob	Buus	Denmark	MA-Denmark	MAG	0.0	0.000	41	0.0	0.000	37	0.0	0.000	39	0.0	0.000	41	0.0	0.000	40	4.2	10.300	34	10.300	49
262	Ciaran	McCormack	Ireland	MA-Ireland	MAG	0.0	0.000	41	0.0	0.000	37	0.0	0.000	39	0.0	0.000	41	2.8	10.300	38	0.0	0.000	36	10.300	49

2013 Northern Europeans

Women's Artistic



WAG

No	Name	NOC	Team	Comp	Av VT	D	VT		D	UB		D	BB		D	FX		AA		
229	Georgina	Hockenhill	Wales	WA-Wales	WAG		5.0	13.650	6	5.1	12.800	1	5.5	13.100	2	5.5	13.050	3	52.600	1
231	Amy	Regan	Scotland	WA-Scotland	WAG	13.750	5.0	14.000	1	4.2	12.250	5	5.2	12.900	3	5.5	13.450	1	52.600	1
226	Elizabeth	Beddoe	Wales	WA-Wales	WAG		5.0	13.900	3	4.9	11.950	6	5.3	13.500	1	4.7	11.750	14	51.100	3
233	Emma	White	Scotland	WA-Scotland	WAG		5.0	13.050	15	4.5	12.350	4	4.8	12.650	7	4.7	12.750	4	50.800	4
228	Rebecca	Moore	Wales	WA-Wales	WAG		4.4	13.350	9	4.9	12.800	1	4.6	11.700	15	4.9	12.700	5	50.550	5
241	India	McPeak	NI	WA-NI	WAG		4.6	13.400	7	3.8	11.250	10	4.8	12.900	3	4.7	12.200	9	49.750	6
244	Casey	Bell	NI	WA-NI	WAG	12.950	4.6	13.750	5	5.0	11.450	8	4.6	11.950	10	4.6	12.550	7	49.700	7
235	Erin	McLachlan	Scotland	WA-Scotland	WAG	13.375	4.4	13.350	9	4.9	9.950	24	5.0	12.900	3	4.8	13.100	2	49.300	8
246	Erika	Pakkala	Finland	WA-Finland	WAG		4.4	13.400	7	4.1	12.550	3	4.2	10.950	28	4.3	11.850	12	48.750	9
242	Nicole	Mawhinney	NI	WA-NI	WAG	12.650	4.2	13.100	13	3.6	11.100	13	4.5	11.800	13	4.8	11.800	13	47.800	10
221	Grace	Harrison	IOM	WA-IOM	WAG	12.000	4.4	11.650	33	3.0	9.750	26	4.4	12.750	6	5.4	12.650	6	46.800	11
238	Elin	Sandberg	Sweden	WA-Sweden	WAG	12.425	4.0	12.500	27	3.2	11.250	10	4.6	11.500	19	3.7	11.400	20	46.650	12
218	Agnes	Suto	Iceland	WA-Iceland	WAG	12.800	4.4	13.150	12	3.3	11.500	7	4.0	11.200	23	4.1	10.350	34	46.200	13
247	Patricia	Hämäläinen	Finland	WA-Finland	WAG		4.2	13.050	15	2.0	10.300	21	3.5	11.500	19	4.4	11.250	23	46.100	14
236	Saga	Tran	Sweden	WA-Sweden	WAG		3.8	12.100	31	2.6	11.100	13	4.3	11.350	21	3.7	11.400	20	45.950	15
211	Emma	Lunn	Ireland		WAG		4.2	13.000	18	3.0	9.700	27	4.5	12.000	9	4.5	11.150	24	45.850	16
206	Martine	Skregelid	Norway	WA-Norway	WAG	12.725	4.0	12.600	25	3.1	9.200	32	4.9	12.650	7	3.5	11.000	25	45.450	17
223	Kaitlin	Kneen	IOM	WA-IOM	WAG		4.2	12.850	20	2.4	10.850	17	4.5	10.450	30	3.7	10.800	29	44.950	18
213	Niamh	Rogers	Ireland		WAG	12.925	4.2	13.100	13	1.5	9.150	33	4.1	11.100	27	4.6	11.000	25	44.350	19
239	Wilma	Sten	Sweden	WA-Sweden	WAG		4.0	12.500	27	3.1	10.150	23	4.6	9.800	35	3.7	11.750	14	44.200	20
210	Sofie	Braaten	Norway	WA-Norway	WAG		4.0	12.300	30	1.7	9.100	34	4.6	11.200	23	4.4	11.600	16	44.200	20
256	Carly	Smith	Scotland	WA-Scotland	WAG		4.4	12.450	29	3.2	9.600	28	4.2	10.550	29	4.4	10.850	28	43.450	22
220	Gudrun	Georgsdottir	Iceland	WA-Iceland	WAG		4.2	12.600	25	2.7	9.550	29	4.1	10.200	32	4.5	10.750	30	43.100	23
243	Sarah	Beck	NI	WA-NI	WAG		4.2	12.700	22	3.9	11.350	9	4.3	9.950	33	4.0	8.700	36	42.700	24
225	Nicole	Burns	IOM	WA-IOM	WAG		4.4	10.800	36	3.0	9.450	30	4.0	11.550	18	3.5	10.900	27	42.700	24
222	Tara	Donnelly	IOM	WA-IOM	WAG	12.925	4.4	13.050	15	3.4	8.300	37	4.7	10.350	31	3.5	10.500	32	42.200	26
209	Dina	Nygaard	Norway	WA-Norway	WAG	12.775	4.6	12.700	22	4.3	10.450	20	4.1	8.100	40	4.7	10.500	32	41.750	27
230	Jessica	Hogg	Wales	WA-Wales	WAG		5.0	13.950	2	0.0	0.000	39	3.6	11.200	23	4.6	12.050	11	37.200	28
208	Anna	Worpvik	Norway	WA-Norway	WAG		4.2	13.000	18	0.0	0.000	39	4.3	11.850	12	3.9	11.550	18	36.400	29
240	Nicole	Wanström	Sweden	WA-Sweden	WAG		4.4	13.300	11	2.7	10.500	19	3.4	11.300	22	0.0	0.000	39	35.100	30
248	Miina	Kokkonen	Finland	WA-Finland	WAG		4.0	12.650	24	2.7	9.900	25	4.1	11.950	10	0.0	0.000	39	34.500	31
232	Cara	Kennedy	Scotland	WA-Scotland	WAG		0.0	0.000	37	3.4	10.550	18	4.0	11.800	13	4.9	12.100	10	34.450	32
216	Andrea	Orradottir	Iceland	WA-Iceland	WAG	12.475	4.2	12.850	20	2.5	8.450	35	4.0	0.000	41	4.2	11.300	22	32.600	33
250	Helmi	Murto	Finland	WA-Finland	WAG		0.0	0.000	37	1.4	9.450	30	4.0	11.650	16	4.7	10.650	31	31.750	34
237	Saga	Svantesson	Sweden	WA-Sweden	WAG		0.0	0.000	37	2.9	11.050	15	3.6	8.950	37	4.5	11.600	16	31.600	35
203	Anita	Davidson	Faroe	WA-Faroe	WAG		3.4	11.850	32	0.0	0.000	39	2.2	9.350	36	2.6	9.650	35	30.850	36
202	Annika	Hansen	Faroe	WA-Faroe	WAG		3.0	11.200	35	0.0	0.000	39	3.0	8.900	34	1.8	8.400	38	29.500	37
201	Katrin	Wardum	Faroe	WA-Faroe	WAG		3.4	11.650	33	0.0	0.000	39	2.6	8.750	39	3.0	8.500	37	28.900	38
249	Paula	Tiitta	Finland	WA-Finland	WAG	13.100	4.6	13.800	4	0.0	0.000	39	0.0	0.000	41	4.5	11.550	18	25.350	39
217	Sigrídur	Bergthorsdottir	Iceland	WA-Iceland	WAG		0.0	0.000	37	0.0	0.000	39	4.1	11.200	23	4.8	12.300	8	23.500	40
219	Theilma	Hermansdottir	Iceland	WA-Iceland	WAG		0.0	0.000	37	2.6	10.200	22	4.3	11.600	17	0.0	0.000	39	21.800	41
258	Emma	Gorman	NI	WA-NI	WAG		0.0	0.000	37	3.9	11.050	15	4.1	8.900	38	0.0	0.000	39	19.950	42
207	Haldis	Naerum	Norway	WA-Norway	WAG		0.0	0.000	37	3.6	11.200	12	0.0	0.000	41	0.0	0.000	39	11.200	43
261	Rhyannon	Jones	Wales	WA-Wales	WAG		0.0	0.000	37	3.9	8.450	35	0.0	0.000	41	0.0	0.000	39	8.450	44
214	Kristin	McKenna	Ireland		WAG		0.0	0.000	37	0.9	4.700	38	0.0	0.000	41	0.0	0.000	39	4.700	45

2013 Northern Europeans Results Summary

No	Name		Team	Comp	D	FX	
102	Christopher	O'Connor	Ireland	MAG App Finals	5.6	14.550	1
147	Clinton	Purnell	Wales	MAG App Finals	5.3	14.475	2
133	Oskar	Kirmes	Finland	MAG App Finals	6.0	13.825	3
112	Tom	Barnes	Scotland	MAG App Finals	5.0	13.750	4
115	Liam	Davie	Scotland	MAG App Finals	4.8	13.550	5
116	Pontus	Kallanvaara	Sweden	MAG App Finals	4.7	13.175	6
136	Stian	Skjerahaug	Norway	MAG App Finals	5.4	13.025	7
148	Harry	Owen	Wales	MAG App Finals	5.3	12.425	8

No	Name		Team	Comp	D	PH	
132	Juho	Kanerva	Finland	MAG App Finals	5.7	14.475	1
111	Daniel	Keatings	Scotland	MAG App Finals	6.4	14.075	2
136	Stian	Skjerahaug	Norway	MAG App Finals	5.5	13.800	3
150	Jac	Davies	Wales	MAG App Finals	5.6	13.725	4
113	Daniel	Iley	Scotland	MAG App Finals	4.9	13.350	5
133	Oskar	Kirmes	Finland	MAG App Finals	5.4	13.025	6
153	Jack	Neill	NI	MAG App Finals	4.9	12.500	7
139	Steffen	Kristensen	Norway	MAG App Finals	4.4	10.600	8

No	Name		Team	Comp	D	SR	
135	Markku	Vahtila	Finland	MAG App Finals	6.4	15.200	1
147	Clinton	Purnell	Wales	MAG App Finals	6.1	14.125	2
138	Lars	Jorgen Fjeld	Norway	MAG App Finals	5.1	13.525	3
136	Stian	Skjerahaug	Norway	MAG App Finals	4.7	13.450	4
141	Marcus	Frandsen	Denmark	MAG App Finals	4.6	13.325	5
113	Daniel	Iley	Scotland	MAG App Finals	4.8	12.975	6
117	Michael	Trane	Sweden	MAG App Finals	4.4	12.475	7
102	Christopher	O'Connor	Ireland	MAG App Finals	5.1	12.350	8

No	Name		Team	Comp		Av Vault	
131	Tomi	Tuuha	Finland	MAG App Finals		14.362	1
128	Øssur	Debes Eiriksfooss	Faroe	MAG App Finals		13.725	2 =
137	Haakon	Andreassen	Norway	MAG App Finals		13.725	2 =
113	Daniel	Iley	Scotland	MAG App Finals		13.350	4
138	Lars	Jorgen Fjeld	Norway	MAG App Finals		13.337	5
126	Bogi	Berg	Faroe	MAG App Finals		12.800	6
123	Jon	Sigurdur Gunnarsson	Iceland	MAG App Finals		11.500	7

No	Name		Team	Comp	D	PB	
136	Stian	Skjerahaug	Norway	MAG App Finals	5.3	14.250	1
134	Heikki	Niva	Finland	MAG App Finals	4.8	13.700	2
146	Grant	Gardiner	Wales	MAG App Finals	5.5	13.625	3
111	Daniel	Keatings	Scotland	MAG App Finals	6.1	13.600	4
138	Lars	Jorgen Fjeld	Norway	MAG App Finals	4.5	13.475	5
154	Matthew	Cosgrave	NI	MAG App Finals	5.0	13.400	6
135	Markku	Vahtila	Finland	MAG App Finals	4.8	12.875	7
149	Iwan	Mepham	Wales	MAG App Finals	4.6	12.075	8

No	Name		Team	Comp	D	HB	
115	Liam	Davie	Scotland	MAG App Finals	5.5	14.350	1
149	Iwan	Mepham	Wales	MAG App Finals	5.0	13.525	2
116	Pontus	Kallanvaara	Sweden	MAG App Finals	5.2	13.500	3
136	Stian	Skjerahaug	Norway	MAG App Finals	5.1	13.475	4
138	Lars	Jorgen Fjeld	Norway	MAG App Finals	4.7	13.075	5
147	Clinton	Purnell	Wales	MAG App Finals	5.3	13.000	6
141	Marcus	Frandsen	Denmark	MAG App Finals	4.5	12.250	7
134	Heikki	Niva	Finland	MAG App Finals	4.6	11.425	8

2013 Northern Europeans Results Summary

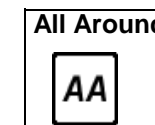
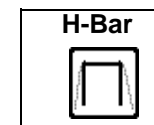
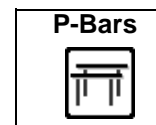
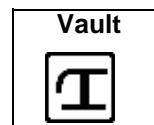
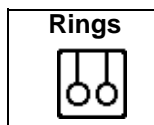
No	Name		Team	Comp	D	Av VT		
231	Amy	Regan	Scotland	WAG App Finals	5.0	13.763	1	
244	Casey	Bell	NI	WAG App Finals	4.6	13.500	2	
235	Erin	McLachlan	Scotland	WAG App Finals	4.4	13.325	3	
249	Paula	Tiitta	Finland	WAG App Finals	4.6	13.263	4	
222	Tara	Donnelly	IOM	WAG App Finals	4.4	13.113	5	
218	Agnes	Suto	Iceland	WAG App Finals	4.4	12.988	6	
213	Niamh	Rogers	Ireland	WAG App Finals	4.2	12.938	7	
209	Dina	Nygaard	Norway	WAG App Finals	4.3	12.288	8	

No	Name		Team	Comp	D	UB		
246	Erika	Pakkala	Finland	WAG App Finals	4.1	12.650	1	=
244	Casey	Bell	NI	WAG App Finals	4.9	12.650	1	=
233	Emma	White	Scotland	WAG App Finals	4.4	11.950	3	
226	Elizabeth	Beddoe	Wales	WAG App Finals	4.1	11.900	4	
218	Agnes	Suto	Iceland	WAG App Finals	4.0	11.500	5	
238	Elin	Sandberg	Sweden	WAG App Finals	3.2	11.375	6	
241	India	McPeak	NI	WAG App Finals	3.8	11.300	7	
228	Rebecca	Moore	Wales	WAG App Finals	4.9	11.250	8	
231	Amy	Regan	Scotland	WAG App Finals	4.1	10.325	9	

No	Name		Team	Comp	D	BB		
235	Erin	McLachlan	Scotland	WAG App Finals	5.0	13.400	1	
231	Amy	Regan	Scotland	WAG App Finals	4.9	12.700	2	
206	Martine	Skregelid	Norway	WAG App Finals	5.0	12.200	3	
211	Emma	Lunn	Ireland	WAG App Finals	5.0	12.175	4	
241	India	McPeak	NI	WAG App Finals	4.8	11.775	5	
221	Grace	Harrison	IOM	WAG App Finals	4.4	10.875	6	
248	Miina	Kokkonen	Finland	WAG App Finals	4.1	10.850	7	
208	Anna	Worpvik	Norway	WAG App Finals	4.3	10.600	8	

No	Name		Team	Comp	D	FX		
231	Amy	Regan	Scotland	WAG App Finals	5.5	13.775	1	
235	Erin	McLachlan	Scotland	WAG App Finals	5.0	13.350	2	
244	Casey	Bell	NI	WAG App Finals	4.6	12.575	3	
230	Jessica	Hogg	Wales	WAG App Finals	4.8	12.450	4	
228	Rebecca	Moore	Wales	WAG App Finals	4.9	12.200	5	
221	Grace	Harrison	IOM	WAG App Finals	5.0	11.975	6	
241	India	McPeak	NI	WAG App Finals	4.7	11.600	7	
217	Sigrídur	Bergthorsdóttir	Iceland	WAG App Finals	4.8	11.300	8	


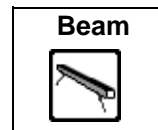
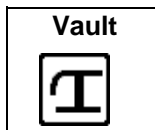
2013 Northern Europeans Mens Artistic



MAG

No	Name	NOC	Comp	D	FX		D	PH		D	SR		D	VT		D	PB		D	HB		AA	
143	Adam Cox	Scotland	MAG-Guest	5.0	14.050	2	4.8	13.300	1	4.3	12.300	3	4.4	13.900	1	5.1	14.050	1	5.1	12.550	1	80.150	1
112	Tom Barnes	Scotland	MAG-Guest	5.0	14.000	3	4.1	12.300	3 =	3.8	0.000	8 =	4.4	13.450	2 =	4.1	11.900	6	3.5	11.350	3	63.000	2
145	Douglas Ross	Scotland	MAG-Guest	5.8	14.500	1	3.5	11.600	4	3.7	11.750	4	4.4	12.200	7	3.7	12.800	2	0.0	0.000	7 =	62.850	3
108	Anand Patel	IOM	MAG-Guest	4.9	12.350	6	3.0	11.550	5	2.7	10.000	7	3.6	12.750	3	3.3	12.000	5	2.3	0.000	7 =	58.650	4
110	Harshul Measuria	IOM	MAG-Guest	4.0	12.650	5	3.0	10.000	8	2.7	0.000	8 =	3.0	11.650	8	3.6	12.100	3 =	2.4	11.250	4 =	57.650	5
122	Hrobjartur Palmar Hilmarsson	Iceland	MAG-Guest	4.2	11.500	9	3.2	10.100	7	2.7	0.000	8 =	3.0	11.550	9	3.5	10.700	7	3.9	12.100	2	55.950	6
114	Andrew Mackie	Scotland	MAG-Guest	4.1	12.800	4	5.5	12.850	2 =	4.9	13.250	1	4.4	12.700	4 =	4.1	0.000	8 =	3.7	0.000	7 =	51.600	7
109	Mukunda Measuria	IOM	MAG-Guest	3.4	11.750	7	2.9	11.300	6 =	3.4	12.350	2	2.0	0.000	10	3.1	0.000	8 =	3.0	11.250	4 =	46.650	8
107	Brandon Garrett	IOM	MAG-Guest	3.4	0.000	10	2.8	0.000	9 =	2.6	11.000	5 =	3.6	12.650	5	2.9	12.100	3 =	1.9	10.700	6	46.450	9
144	Ross Soutar	Scotland	MAG-Guest	5.1	11.650	8	0.0	0.000	9 =	3.9	11.000	5 =	3.6	12.300	6	4.1	0.000	8 =	2.4	10.700	6	45.650	10

2013 Northern Europeans Women's Artistic



WAG-Guest

No	Name		NOC	Comp	D	VT		D	UB		D	BB		D	FX		AA	
259	Maisie	Meuthen	Wales	WAG-Guest	4.4	13.050	2	3.6	11.750	3	5.2	12.900	1	4.9	12.900	2	50.600	1
260	Latalia	Bevan	Wales	WAG-Guest	3.8	11.800	8	3.6	11.900	2	5.3	10.400	3	4.8	13.000	1	47.100	2
215	Denise	Moloney	Ireland	WAG-Guest	4.2	12.600	5	1.7	8.750	6	3.7	10.000	5	3.5	11.050	7	42.400	3
257	Beth	McKellar	Scotland	WAG-Guest	4.4	13.200	1	0.0	0.000	7 =	4.1	10.350	4	4.8	12.100	3	35.650	4
238	Elin	Sandberg	Sweden	WAG-Guest	4.0	12.500	6	3.2	11.250	4	4.6	0.000	7 =	3.7	11.400	6 =	35.150	5
236	Saga	Tran	Sweden	WAG-Guest	3.8	12.100	7	2.6	0.000	7 =	4.3	11.350	2	3.7	11.400	5 =	34.850	6
243	Sarah	Beck	NI	WAG-Guest	4.2	12.700	4	3.9	0.000	7 =	4.3	9.950	6	4.0	8.700	8	31.350	7
245	Hannah	Morrison	NI	WAG-Guest	4.2	12.750	3	0.0	0.000	7 =	0.0	0.000	7 =	4.5	11.850	4	24.600	8
227	Raer	Theaker	Wales	WAG-Guest	0.0	0.000	9 =	4.8	12.350	1	0.0	0.000	7 =	0.0	0.000	9 =	12.350	9
258	Emma	Gorman	NI	WAG-Guest	0.0	0.000	9 =	3.9	11.050	5	4.1	0.000	7 =	0.0	0.000	9 =	11.050	10