



















## Results Team

Rank	Bib	Noc Name							Total
<b>1</b>	<b>Great Britain - GBR</b>		<b>45.866 (1)</b>	<b>44.965 (1)</b>	<b>43.799 (4)</b>	<b>43.149 (9)</b>	<b>44.865 (5)</b>	<b>44.432 (1)</b>	<b>267.076 Q</b>
	559	KEATINGS Daniel	D E	6.600 14.633 8.033			6.600 15.266 8.666		
	560	OLDHAM Sam	D E		5.800 14.566 8.766	5.600 14.583 8.983	6.500 14.966 8.466	6.500 15.000 8.500	
	561	PURVIS Daniel	D E	6.500 15.266 8.766	6.200 14.366 8.166	6.200 14.633 8.433	5.600 13.366 7.866 -0.100		
	562	THOMAS Kristian	D E	6.200 15.000 8.800			6.000 15.200 9.200		6.300 14.891 8.591
	563	WHITLOCK Max	D E	6.700 15.600 8.900	7.400 15.966 8.566	5.900 14.600 8.700		6.100 14.633 8.533	6.100 14.541 8.441
<b>2</b>	<b>Russian Federation - RUS</b>		<b>43.166 (8)</b>	<b>42.208 (5)</b>	<b>46.399 (1)</b>	<b>44.566 (1)</b>	<b>45.591 (3)</b>	<b>42.374 (6)</b>	<b>264.304 Q</b>
	636	ABLIAZIN Denis	D E	7.100 15.033 8.033 -0.100		6.800 15.766 8.966	6.000 15.100 9.100		
	637	BALANDIN Aleksandr	D E			6.900 15.633 8.733			
	638	BELYAVSKIY David	D E	6.500 15.200 8.700	5.600 12.500 6.900		6.000 14.566 8.566	6.600 15.366 8.766	6.400 14.608 8.208
	639	IGNATYEV Nikita	D E	6.100 12.933 6.833	5.900 14.408 8.508		5.600 14.900 9.300	6.200 14.900 8.700	5.900 13.166 7.266
	640	KUKSENKOV Nikolai	D E		6.600 15.300 8.700	6.300 15.000 8.700		6.500 15.325 8.825	6.900 14.600 7.700
<b>3</b>	<b>Ukraine - UKR</b>		<b>41.732 (14)</b>	<b>44.516 (2)</b>	<b>44.140 (3)</b>	<b>44.358 (3)</b>	<b>45.632 (2)</b>	<b>40.899 (11)</b>	<b>261.277 Q</b>
	669	OKACHEV Volodymyr	D E				6.200 14.966 8.766	5.500 13.133 7.633	
	670	RADIVILOV Igor	D E	5.600 13.766 8.166		6.700 15.466 8.766	6.000 15.100 9.100		
	671	SEMIANKIV Maksym	D E	5.500 13.766 8.266	6.000 14.500 8.500	5.200 13.733 8.533		5.800 14.766 8.966	6.200 14.733 8.533
	672	SIENICHKIN Andrii	D E		6.300 14.800 8.500		5.200 13.958 8.858 -0.100		
	673	VERNIAIEV Oleg	D E	6.600 14.200 8.000 -0.400	6.600 15.216 8.616	6.400 14.941 8.541	6.000 15.300 9.300	6.800 15.900 9.100	6.000 13.033 7.033
<b>4</b>	<b>Belarus - BLR</b>		<b>43.366 (4)</b>	<b>43.799 (3)</b>	<b>42.032 (10)</b>	<b>43.299 (7)</b>	<b>43.766 (9)</b>	<b>43.899 (3)</b>	<b>260.161 Q</b>
	517	BARKALAU Dzmitry	D E	6.400 14.966 8.566	5.800 13.433 7.633		5.200 14.433 9.233		6.500 14.500 8.000
	518	BULAUSKI Pavel	D E	6.100 14.000 8.100 -0.200		6.200 14.466 8.266	5.600 14.800 9.200		
	519	LIKHOVITSKIY Andrey	D E	5.700 14.400 8.700	6.500 15.200 8.700	5.600 13.633 8.033	5.200 14.066 8.966 -0.100	6.000 14.866 8.866	6.400 14.733 8.333
	520	MIKHALITSYN Vasili	D E		6.400 15.166 8.766	5.600 13.933 8.333		5.300 13.300 8.000	
	521	TSAREVICH Aliaksandr	D E					6.600 15.600 9.000	6.500 14.666 8.166
<b>5</b>	<b>France - FRA</b>		<b>43.065 (9)</b>	<b>42.358 (4)</b>	<b>43.566 (5)</b>	<b>43.333 (5)</b>	<b>44.333 (6)</b>	<b>43.124 (4)</b>	<b>259.779 Q</b>
	554	AIT SAID Samir	D E	5.700 14.466 8.766		6.800 15.400 8.600	5.600 14.700 9.100		
	555	ANTONIOTTI Kevin	D E	6.100 14.266 8.266 -0.100			5.200 13.900 8.800 -0.100	5.600 13.933 8.333	
	556	SABOT Hamilton	D E		5.700 14.233 8.533	5.700 14.133 8.433		6.700 15.300 8.600	6.200 14.891 8.691
	557	TOMMASONE Cyril	D E		6.800 14.025 7.225			6.200 15.100 8.900	5.400 13.900 8.500
	558	WILLIG Arnaud	D E	5.900 14.333 8.433	5.500 14.100 8.600	6.000 14.033 8.033	5.600 14.733 9.133		6.000 14.333 8.333







## Results Team

Rank	Bib	Noc Name							Total
<b>6</b>	<b>Netherlands - NED</b>		<b>44.066 (2)</b>	<b>39.732 (13)</b>	<b>43.399 (6)</b>	<b>43.333 (5)</b>	<b>43.999 (7)</b>	<b>44.132 (2)</b>	<b>258.661 Q</b>
	611	DEURLOO Bart	D 5.900 14.600 E 8.700	6.200 14.066 7.866	5.700 14.333 8.633	4.800 13.733 9.033 -0.100	5.900 14.433 8.533	6.400 13.933 7.533	
	612	SCHMIDT Casimir	D 6.500 14.533 E 8.133 -0.100	5.200 13.300 8.100	5.200 13.566 8.366	5.600 14.900 9.300	5.600 13.966 8.366		
	613	VAN GELDER Lambertus	D E		6.400 15.500 9.100				
	614	WAMMES Jeffrey	D 6.700 14.933 E 8.233			5.600 14.700 9.100		6.100 14.333 8.233	
	615	ZONDERLAND Epke	D E	5.100 12.366 7.266			6.500 15.600 9.100	7.300 15.866 8.566	
<b>7</b>	<b>Germany - GER</b>		<b>41.166 (17)</b>	<b>40.466 (9)</b>	<b>43.108 (7)</b>	<b>42.990 (10)</b>	<b>43.832 (8)</b>	<b>43.065 (5)</b>	<b>254.627 Q</b>
	568	BRETSCHNEIDER Andreas	D 6.200 13.400 E 7.500 -0.300				5.900 13.666 7.766		
	569	HAMBUECHEN Fabian	D 6.500 14.833 E 8.433 -0.100	5.900 13.533 7.633	5.900 14.500 8.600	5.600 15.091 9.491		6.600 15.133 8.533	
	570	KRIMMER Sebastian	D 5.800 12.933 E 7.133	5.900 14.033 8.133			6.200 15.033 8.833		
	571	NGUYEN Marcel	D E		6.100 15.008 8.908	5.600 13.566 7.966	6.800 15.133 8.333	6.200 14.166 7.966	
	572	TOBA Andreas	D E	6.000 12.900 6.900	5.500 13.600 8.100	5.600 14.333 8.733		6.200 13.766 7.566	
<b>8</b>	<b>Romania - ROU</b>		<b>42.100 (12)</b>	<b>40.932 (8)</b>	<b>42.599 (8)</b>	<b>42.666 (11)</b>	<b>45.658 (1)</b>	<b>40.099 (16)</b>	<b>254.054 Q</b>
	631	BATAGA Cristian Ioan	D 6.000 14.100 E 8.200 -0.100	6.400 13.266 6.866	6.300 14.200 7.900	5.600 14.700 9.100		5.600 13.100 7.500	
	632	BERBECAR Marius Daniel	D E	5.300 13.266 7.966		5.600 14.333 8.733	6.700 15.658 8.958		
	633	MUNTEAN Andrei Vasile	D 5.900 14.100 E 8.200		6.600 15.033 8.433	6.000 13.633 7.933 -0.300	6.600 15.500 8.900	5.700 13.833 8.133	
	634	NISTOR Ioan Laurentiu	D E		5.400 13.366 7.966			5.600 13.166 7.566	
	635	URSACHE A. A.	D 5.900 13.900 E 8.000	6.200 14.400 8.200			5.800 14.500 8.700		
<b>9</b>	<b>Switzerland - SUI</b>		<b>43.366 (4)</b>	<b>39.341 (14)</b>	<b>42.099 (9)</b>	<b>41.899 (14)</b>	<b>44.899 (4)</b>	<b>42.199 (8)</b>	<b>253.803</b>
	651	CAPELLI Claudio	D 6.400 15.000 E 8.600	5.600 13.666 8.066			6.100 14.866 8.766	6.000 14.066 8.066	
	652	HEGI Oliver	D E	6.300 13.100 6.800	5.300 13.733 8.433	5.200 14.266 9.166 -0.100	6.400 14.933 8.533	6.200 15.033 8.833	
	653	MEIER Michael	D 6.400 14.500 E 8.100			5.600 14.800 9.200			
	654	NUETZI Simon	D E		6.000 14.100 8.100	4.400 12.833 8.433		5.200 13.100 7.900	
	655	YUSOF Eddy	D 5.800 13.866 E 8.066	4.700 12.575 7.875	5.800 14.266 8.466		6.200 15.100 8.900		
<b>10</b>	<b>Italy - ITA</b>		<b>43.816 (3)</b>	<b>41.366 (7)</b>	<b>41.832 (12)</b>	<b>43.366 (4)</b>	<b>40.665 (16)</b>	<b>40.598 (14)</b>	<b>251.643</b>
	595	BUSNARI Alberto	D E	6.800 15.100 8.300				5.600 12.966 7.366	
	596	CINGOLANI Andrea	D 6.300 14.500 E 8.200		6.500 14.366 7.866	5.600 14.800 9.200	5.300 13.633 8.333		
	597	DE VECCHIS Tommaso	D E	5.400 12.433 7.033	5.100 13.633 8.533		5.200 12.666 7.466		
	598	POZZO Enrico	D 5.900 14.533 E 8.633			5.200 14.300 9.100	5.400 14.366 8.966	6.500 14.466 7.966	
	599	PRINCIPI Paolo	D 6.200 14.783 E 8.583	5.600 13.833 8.233	5.500 13.833 8.333	5.200 14.266 9.066		6.000 13.166 7.166	







## Results Team

Rank	Bib	Noc Name							Total
<b>11</b>		<b>Belgium - BEL</b>	<b>42.032 (13)</b>	<b>40.233 (10)</b>	<b>41.333 (16)</b>	<b>42.133 (12)</b>	<b>42.765 (10)</b>	<b>42.333 (7)</b>	<b>250.829</b>
	512	GENTGES Maxime	D 5.900 13.933 E 8.033	5.800 13.300 7.500	5.000 13.800 8.800	5.200 14.100 8.900		5.300 13.733 8.433	
	513	NEUTELEERS Thomas	D 5.900 13.566 E 7.666		6.100 14.400 8.300		6.200 14.866 8.666		
	514	SCHROE Kristof	D E			5.200 14.133 8.933	5.800 13.333 7.533	6.500 15.000 8.500	
	515	TRUYENS Donna-Donny	D E	6.400 14.833 8.433					
	516	VERBAEYS Jimmy	D 5.900 14.533 E 8.633	5.500 12.100 6.600	4.800 13.133 8.333	5.200 13.900 8.800 -0.100	6.200 14.566 8.366	5.600 13.600 8.000	
<b>12</b>		<b>Finland - FIN</b>	<b>43.232 (6)</b>	<b>40.232 (11)</b>	<b>40.999 (19)</b>	<b>43.166 (8)</b>	<b>39.974 (21)</b>	<b>39.799 (17)</b>	<b>247.402</b>
	549	KANERVA Juho	D E	5.900 13.633 7.733				4.700 12.633 7.933	
	550	KIRMES Karl Oskar	D 6.000 14.500 E 8.600 -0.100	5.200 13.533 8.333	5.100 14.000 8.900	4.800 14.000 9.200	5.000 12.566 7.566	5.500 13.266 7.766	
	551	NIVA Heikki	D 5.600 14.166 E 8.566	4.800 13.066 8.266	4.600 13.166 8.566		5.300 14.100 8.800	5.300 13.900 8.600	
	552	SAARENKETO Heikki	D 6.100 14.566 E 8.466			5.200 14.266 9.066			
	553	TUUHA Tomi	D E		5.300 13.833 8.533	5.600 14.900 9.300	4.000 13.308 9.308		
<b>13</b>		<b>Spain - ESP</b>	<b>43.199 (7)</b>	<b>35.566 (24)</b>	<b>41.624 (14)</b>	<b>44.440 (2)</b>	<b>41.265 (13)</b>	<b>41.200 (10)</b>	<b>247.294</b>
	544	ALVAREZ SERRANO Roberto	D 5.800 14.000 E 8.200			5.600 14.666 9.066	5.600 13.366 7.766	5.600 13.800 8.200	
	545	BOTELLA PEREZ Isaac	D 6.400 14.633 E 8.233	5.300 11.600 6.300	5.500 13.591 8.091	5.600 14.741 9.141			
	546	LOPEZ Ruben	D E	5.700 11.466 5.766	6.400 14.533 8.133		6.400 15.033 8.633	5.800 14.100 8.300	
	547	TALLON FERNANDEZ	D E	5.200 12.500 7.300	6.200 13.500 7.300		5.700 12.866 7.166	5.000 13.300 8.300	
	548	ZAPATA SANTANA	D 6.600 14.566 E 7.966			6.000 15.033 9.033			
<b>14</b>		<b>Greece - GRE</b>	<b>42.874 (10)</b>	<b>37.424 (20)</b>	<b>41.266 (17)</b>	<b>41.733 (15)</b>	<b>41.048 (14)</b>	<b>40.766 (13)</b>	<b>245.111</b>
	573	ILIOPOULOS Nikolaos	D 5.400 13.641 E 8.241	5.200 13.033 7.833	5.100 12.600 7.500	4.400 13.333 8.933	5.500 14.466 8.966	5.500 13.600 8.100	
	574	KOSMIDIS Eleftherios	D 6.600 15.200 E 8.600				5.000 13.166 8.166	4.900 12.433 7.533	
	575	MARAS Vlasios	D E	3.600 11.458 7.858	5.000 13.100 8.100	5.200 14.500 9.300	4.500 13.416 8.916	6.600 14.733 8.133	
	576	PETROUNIAS Eleftherios	D 6.100 14.033 E 7.933	5.300 12.933 7.633	6.700 15.566 8.866	5.200 13.900 9.000 -0.300			
	577	TSOLAKIDIS Vasileios	D E						
<b>15</b>		<b>Hungary - HUN</b>	<b>38.749 (28)</b>	<b>42.016 (6)</b>	<b>41.933 (11)</b>	<b>40.500 (23)</b>	<b>39.332 (23)</b>	<b>41.224 (9)</b>	<b>243.754</b>
	578	BERKI Krisztian	D E	6.700 15.500 8.800					
	579	HIDVEGI Vid	D 5.300 13.516 E 8.216	6.500 14.933 8.433	5.300 13.900 8.600	4.400 13.300 8.900	5.600 13.000 7.400	5.200 13.058 7.858	
	580	TALAS Bence	D 5.500 11.600 E 6.400 -0.300		5.600 13.900 8.300	5.200 13.800 8.700 -0.100	6.000 12.966 6.966	6.600 14.066 7.466	
	581	VECSERNYES David	D 5.200 13.633 E 8.433	5.600 11.583 5.983			5.100 13.366 8.266	6.500 14.100 7.600	
	582	VLACSIL Attila	D E		6.000 14.133 8.133	5.600 13.400 7.800			







## Results Team

Rank	Bib	Noc Name							Total
<b>16</b>		<b>Bulgaria - BUL</b>	<b>40.932 (19)</b>	<b>37.915 (18)</b>	<b>40.565 (20)</b>	<b>40.933 (20)</b>	<b>40.466 (18)</b>	<b>40.865 (12)</b>	<b>241.676</b>
	522	ALEKSANDROV Yordan	D 5.700 12.966 E 7.566 -0.300	4.600 12.466 7.866	4.900 13.433 8.533	4.400 13.300 9.000 -0.100	5.300 13.200 7.900	5.700 13.666 7.966	
	523	ANGELOV Martin	D 5.500 13.666 E 8.166			5.600 14.600 9.000	4.500 12.933 8.433		
	524	BATINKOV Aleksandar	D 6.200 14.300 E 8.100		4.900 13.066 8.166	5.200 13.033 7.933 -0.100	5.600 14.333 8.733	5.600 13.933 8.333	
	525	MARKOV Aleksandar	D E	5.100 12.933 7.833				5.500 13.266 7.766	
	526	TUSHEV Veliko	D E	4.800 12.516 7.716	5.100 14.066 8.966				
<b>17</b>		<b>Ireland - IRL</b>	<b>42.365 (11)</b>	<b>38.633 (16)</b>	<b>39.065 (21)</b>	<b>40.632 (22)</b>	<b>41.298 (12)</b>	<b>37.232 (24)</b>	<b>239.225</b>
	583	BEHAN Kieran	D 6.300 14.866 E 8.566		5.600 13.466 7.866			4.600 11.166 6.566	
	584	COSGRAVE Matthew	D E	4.700 12.400 7.700			5.000 13.466 8.466		
	585	MAKOWSKIE Ian	D E	4.800 13.100 8.300		3.600 12.100 8.500		5.800 13.533 7.733	
	586	CONNOR Christopher	D 5.800 13.766 E 8.066 -0.100		5.100 13.533 8.433	5.200 14.166 8.966	5.200 14.066 8.866		
	587	SMITH Andrew	D 6.100 13.733 E 8.033 -0.400	5.200 13.133 7.933	4.500 12.066 7.566	5.200 14.366 9.166	4.800 13.766 8.966	4.400 12.533 8.133	
<b>18</b>		<b>Portugal - POR</b>	<b>41.599 (15)</b>	<b>38.766 (15)</b>	<b>41.399 (15)</b>	<b>39.800 (26)</b>	<b>40.199 (20)</b>	<b>36.599 (27)</b>	<b>238.362</b>
	626	ALMEIDA Simao	D 5.500 13.700 E 8.200		5.600 14.133 8.533	5.200 14.400 9.200	5.400 13.966 8.566		
	627	BESSA Tiago	D E			4.400 12.800 8.700 -0.300	4.700 12.900 8.200	5.300 13.133 7.833	
	628	FRAGOSO Francisco	D E	4.900 12.666 7.766	4.900 12.766 7.866			5.000 11.166 6.166	
	629	MENDES BARBOSA Tiago	D 5.300 13.933 E 8.633	4.800 12.800 8.000					
	630	PALMA SIMOES Gustavo	D 5.800 13.966 E 8.266 -0.100	6.200 13.300 7.100	6.200 14.500 8.300	4.800 12.600 7.900 -0.100	5.100 13.333 8.233	5.600 12.300 6.700	
<b>19</b>		<b>Turkey - TUR</b>	<b>39.633 (23)</b>	<b>35.065 (25)</b>	<b>41.766 (13)</b>	<b>40.366 (25)</b>	<b>40.924 (15)</b>	<b>40.574 (15)</b>	<b>238.328</b>
	664	ARICAN Ferhat	D 5.900 12.900 E 7.400 -0.400	6.100 13.066 6.966	5.500 13.900 8.400	5.200 14.200 9.000	6.300 14.466 8.166	5.600 13.608 8.008	
	665	BAS Abdulkadir	D 4.800 13.100 E 8.300	4.200 10.833 6.633	4.300 12.900 8.600	4.400 12.933 8.833 -0.300	3.500 11.825 8.325	4.200 12.233 8.033	
	666	BONCUK Coskun	D E	4.400 11.166 6.766					
	667	COLAK Ibrahim	D 5.400 13.633 E 8.233		6.300 14.966 8.666	4.400 13.233 8.833	5.600 14.633 9.033		
	668	SAMILOGLU Umit	D E					6.700 14.733 8.033	
<b>20</b>		<b>Latvia - LAT</b>	<b>40.633 (21)</b>	<b>37.182 (21)</b>	<b>39.032 (23)</b>	<b>42.099 (13)</b>	<b>38.832 (27)</b>	<b>39.199 (21)</b>	<b>236.977</b>
	600	BUCULIS Germans	D E		4.200 12.666 8.466				
	601	KARDASOVS Vitalijs	D 5.900 13.900 E 8.000		4.500 12.666 8.166	5.600 14.833 9.233			
	602	PAJADA Aleksejs	D 4.700 13.400 E 8.700	4.000 11.766 7.766		5.200 14.200 9.100 -0.100	3.900 12.900 9.000	4.500 12.766 8.266	
	603	POZNAKOV Sergejs	D 4.800 13.333 E 8.533	3.600 11.850 8.250	5.200 13.700 8.500	5.200 13.066 7.866	4.600 12.466 7.866	4.300 12.600 8.300	
	604	TREILOVS Dmitrijs	D E	6.400 13.566 7.166			4.900 13.466 8.566	5.500 13.833 8.333	







## Results Team

Rank	Bib	Noc Name							Total
<b>21</b>	<b>Austria - AUT</b>		<b>41.433 (16)</b>	<b>34.074 (28)</b>	<b>41.032 (18)</b>	<b>40.765 (21)</b>	<b>40.391 (19)</b>	<b>37.399 (23)</b>	<b>235.094</b>
	504	BALDAUF Marco	D E					5.500 12.033 6.533	
	505	FUSSENEGGER Michael	D E		6.200 14.500 8.300	5.600 13.233 7.933 -0.300			
	506	KRANZLMUELLER Lukas	D E	5.400 13.700 8.400 -0.100	4.700 11.133 6.433	5.300 13.066 7.766	4.400 13.266 8.866	5.700 13.000 7.300	
	507	KRANZLMUELLER Severin	D E	5.000 13.500 8.500	4.900 11.866 6.966	5.400 13.466 8.066		5.300 13.766 8.466	5.200 12.266 7.066
	508	SCHWAB Matthias	D E	5.900 14.233 8.333	4.700 11.075 6.375		5.200 14.266 9.066	4.900 13.625 8.725	5.600 13.100 7.500
<b>22</b>	<b>Poland - POL</b>		<b>37.632 (31)</b>	<b>37.483 (19)</b>	<b>38.799 (24)</b>	<b>37.791 (31)</b>	<b>42.666 (11)</b>	<b>39.465 (19)</b>	<b>233.836</b>
	621	BORKOWSKI Lukasz	D E	5.100 12.450 7.350	4.500 13.000 8.500			3.800 11.566 7.766	
	622	KIERZKOWSKI Adam	D E				2.000 11.133 9.133	6.500 14.500 8.000	
	623	KULESZA Roman	D E	4.700 12.166 7.466	5.000 11.333 6.333			6.300 14.800 8.500	6.200 14.333 8.133
	624	LYSZCZARZ Marek	D E	5.400 12.800 7.600 -0.200		4.600 13.266 8.666	5.600 13.600 8.000		
	625	RZEPA Adam	D E	5.100 12.666 7.566	5.500 13.700 8.200	4.100 12.533 8.433	4.400 13.058 8.958 -0.300	4.800 13.366 8.566	5.700 13.566 7.866
<b>23</b>	<b>Czech Republic - CZE</b>		<b>40.999 (18)</b>	<b>36.324 (22)</b>	<b>37.233 (31)</b>	<b>41.066 (19)</b>	<b>38.400 (28)</b>	<b>39.732 (18)</b>	<b>233.754</b>
	535	BOMER Jiri	D E	4.700 12.658 7.958				4.600 11.200 6.600	4.600 12.533 7.933
	536	KONECNY Martin	D E	5.800 14.233 8.433	4.400 12.233 7.833	4.900 13.300 8.400	5.200 14.100 8.900	5.400 14.300 8.900	6.500 14.366 7.866
	537	PANSKY Jindrich	D E	5.900 13.166 7.566 -0.300		3.900 11.833 7.933	4.800 13.800 9.000		
	538	RADOVESNICKY Daniel	D E	5.500 13.600 8.100	4.600 11.433 6.833	3.400 12.100 8.700	4.400 13.166 8.766	4.800 12.900 8.100	5.200 12.833 7.633
<b>24</b>	<b>Serbia - SRB</b>		<b>39.065 (26)</b>	<b>38.166 (17)</b>	<b>38.466 (26)</b>	<b>41.150 (17)</b>	<b>39.165 (25)</b>	<b>37.066 (26)</b>	<b>233.078</b>
	646	DEJANOVIC Bojan	D E	4.900 12.933 8.033	4.500 12.900 8.400	3.800 12.133 8.333	5.200 14.300 9.100	4.500 13.033 8.533	4.700 13.133 8.433
	647	ILIC Gavrilo	D E	5.300 13.566 8.266		4.300 12.733 8.433	4.400 13.500 9.100		3.900 12.700 8.800
	648	ILIC Stefan	D E						
	649	MESTER Robert	D E		5.200 13.033 7.833			4.200 12.766 8.566	
	650	PAUNOVIC Milos	D E	5.200 12.566 7.366	4.700 12.233 7.533	5.600 13.600 8.000	4.400 13.350 8.950	5.000 13.366 8.366	4.800 11.233 6.433
<b>25</b>	<b>Norway - NOR</b>		<b>39.466 (24)</b>	<b>33.166 (32)</b>	<b>39.033 (22)</b>	<b>41.532 (16)</b>	<b>39.300 (24)</b>	<b>39.432 (20)</b>	<b>231.929</b>
	616	CONRADI Marcus	D E	5.300 13.633 8.333	5.200 12.233 7.033	5.300 13.300 8.000	5.200 14.000 8.800	4.600 13.400 8.800	4.900 13.000 8.100
	617	KALVO O. M. D.	D E	5.400 12.733 7.633 -0.300	3.900 8.400 4.500		4.400 13.566 9.166	4.300 11.800 7.500	
	618	LARSEN Torry	D E			4.100 12.533 8.433			
	619	SKJERAHAUG Stian	D E	5.500 13.100 7.600	5.700 12.533 6.833	5.000 13.200 8.200	5.200 13.966 9.066 -0.300	5.300 14.100 8.800	5.400 13.666 8.266
	620	ULVEN Peder	D E						4.500 12.766 8.266

## Results Team







Rank	Bib	Noc Name							Total
<b>26</b>		<b>Slovenia - SLO</b>	<b>40.599 (22)</b>	<b>35.782 (23)</b>	<b>37.557 (28)</b>	<b>41.132 (18)</b>	<b>40.583 (17)</b>	<b>35.932 (28)</b>	<b>231.585</b>
	641	BERTONCELJ Saso	D E	6.500 15.366 8.866					
	642	DIMIC Alen	D E	5.500 13.600 8.100	4.300 12.016 7.716	4.500 12.958 8.458	4.400 13.466 9.066	5.600 11.900 6.300	5.700 13.166 7.466
	643	KLAVORA Rok	D E	6.300 13.566 7.566 -0.300		4.300 12.433 8.133	5.200 14.266 9.066		3.400 10.166 6.766
	644	PETKOVSEK Mitja	D E					6.500 15.633 9.133	
	645	ZUNKO Zan	D E	4.900 13.433 8.533	3.300 8.400 5.100	4.000 12.166 8.166	4.400 13.400 9.000	4.300 13.050 8.750	4.600 12.600 8.000
<b>27</b>		<b>Slovakia - SVK</b>	<b>39.133 (25)</b>	<b>33.599 (31)</b>	<b>38.698 (25)</b>	<b>40.499 (24)</b>	<b>38.890 (26)</b>	<b>38.466 (22)</b>	<b>229.285</b>
	656	ARGALAS Martin	D E	4.500 12.800 8.500 -0.200	3.200 10.233 7.033	4.300 12.766 8.466	4.400 13.466 9.066	3.800 13.133 9.333	4.400 13.166 8.766
	657	MICHNAK Slavomir	D E	5.600 13.533 8.033 -0.100	6.000 12.833 6.833	4.500 12.966 8.466	4.400 13.400 9.000	5.200 13.391 8.191	5.200 13.600 8.400
	658	VARGOVSKY Ivan	D E	5.400 12.800 7.400	4.500 10.533 6.033	4.800 12.966 8.166	5.200 13.633 8.733 -0.300	4.500 12.366 7.866	3.300 11.700 8.400
<b>28</b>		<b>Georgia - GEO</b>	<b>38.332 (29)</b>	<b>34.974 (26)</b>	<b>37.340 (30)</b>	<b>39.782 (28)</b>	<b>39.432 (22)</b>	<b>35.633 (30)</b>	<b>225.493</b>
	564	DALAKISHVILI Shalva	D E	4.700 12.566 7.966 -0.100	4.600 12.133 7.533	5.000 12.466 7.466	5.200 14.016 8.916 -0.100	4.900 12.933 8.033	5.200 13.700 8.500
	565	KHARABADZE Mikheil	D E	4.200 12.166 8.066 -0.100	4.700 10.708 6.008				
	566	LIONIDZE Nodar	D E			3.800 11.566 7.766	3.600 12.333 8.733	4.200 13.233 9.033	3.300 11.633 8.333
	567	NOZADZE Paata	D E	5.100 13.600 8.500	4.800 12.133 7.333	4.600 13.308 8.708	4.400 13.433 9.033	4.600 13.266 8.666	3.100 10.300 7.200
<b>29</b>		<b>Lithuania - LTU</b>	<b>38.133 (30)</b>	<b>33.866 (29)</b>	<b>37.966 (27)</b>	<b>39.665 (29)</b>	<b>38.016 (30)</b>	<b>35.865 (29)</b>	<b>223.511</b>
	605	BURINSKAS Raimundas	D E		4.200 10.100 5.900	2.700 10.933 8.233			3.300 11.433 8.133
	606	ESAULOV Vladislav	D E	4.900 11.900 7.400 -0.400	4.800 11.966 7.166	5.200 13.800 8.600	4.400 12.166 7.866 -0.100	4.300 12.033 7.733	4.400 12.266 7.866
	607	IZMODENOV Jevgenij	D E	4.600 12.600 8.000			4.400 13.266 8.866	4.100 11.083 6.983	
	608	TVOROGAL Robert	D E	5.700 13.633 7.933	5.900 11.800 5.900	5.100 13.233 8.133	5.200 14.233 9.033	5.800 14.900 9.100	5.200 12.166 6.966
<b>30</b>		<b>Denmark - DEN</b>	<b>40.799 (20)</b>	<b>33.732 (30)</b>	<b>35.932 (33)</b>	<b>39.799 (27)</b>	<b>37.432 (31)</b>	<b>34.208 (31)</b>	<b>221.902</b>
	539	EIRIKSFOSS Ossur	D E				4.400 13.233 8.833		
	540	FRANSEN Marcus	D E	5.000 13.300 8.300	5.100 10.566 5.466	4.100 10.900 6.800	5.200 12.633 7.733 -0.300	4.400 13.166 8.766	4.300 11.400 7.100
	541	JOHANSEN Mathias	D E		3.700 9.766 6.066	3.600 12.066 8.466		3.800 10.633 6.833	
	542	RYDBERG Kasper	D E	5.900 14.133 8.233					3.900 11.400 7.500
	543	VAMMEN Helge	D E	4.900 13.366 8.466	5.800 13.400 7.600	4.800 12.966 8.166	4.800 13.933 9.133	4.900 13.633 8.733	5.000 11.408 6.408

## Results Team

Rank	Bib	Noc Name							Total
<b>31</b>		<b>Sweden - SWE</b>	<b>38.932 (27)</b>	<b>34.265 (27)</b>	<b>36.999 (32)</b>	<b>27.200 (32)</b>	<b>36.733 (32)</b>	<b>37.199 (25)</b>	<b>211.328</b>
	659	CHENARAKI POUR Arsalan	D 5.100 12.400 E 7.300	4.500 11.766 7.266			4.300 12.400 8.100	4.300 12.033 7.733	
	660	GREEN Carl	D 5.300 12.866 E 7.566			5.200 13.800 8.900 -0.300			
	661	KALLANVAARA Pontus	D 5.000 13.666 E 8.666	4.800 11.966 7.166	4.700 12.866 8.166	4.400 13.400 9.000	4.600 11.300 6.700	5.100 12.533 7.433	
	662	SOOS Christopher	D E		4.300 11.500 7.200	0.000 0.000 0.000			
	663	TRANE Michael	D E	4.400 10.533 6.133	4.400 12.633 8.233		4.800 13.033 8.233	4.500 12.633 8.133	
<b>32</b>		<b>Iceland - ISL</b>	<b>34.333 (32)</b>	<b>23.766 (34)</b>	<b>34.299 (34)</b>	<b>38.049 (30)</b>	<b>38.232 (29)</b>	<b>33.932 (32)</b>	<b>202.611</b>
	588	GUNNARSSON Jon	D 4.900 12.233 E 7.333		4.400 10.400 6.000	4.400 12.883 8.483		3.600 11.733 8.133	
	589	HILMARSSON H. P.	D 4.100 11.900 E 7.900 -0.100	3.500 8.900 5.400		3.000 11.800 8.800		3.200 11.033 7.833	
	590	JOCHUMSSON Ingvar	D E	4.700 8.666 3.966	5.700 12.933 7.233		5.400 13.333 7.933	3.600 11.166 7.566	
	591	SIGURDARSON S. A.	D 4.600 10.200 E 6.200 -0.600				3.600 12.866 9.266		
	592	STEINDORSSON Palmi	D E	3.800 6.200 2.400	3.100 10.966 7.866	5.600 13.366 7.766	3.600 12.033 8.433		
<b>33</b>		<b>Cyprus - CYP</b>	<b>25.632 (34)</b>	<b>23.299 (35)</b>	<b>37.399 (29)</b>	<b>26.366 (33)</b>	<b>25.433 (33)</b>	<b>25.066 (33)</b>	<b>163.195</b>
	532	GEORGALLAS Irodotos	D E		6.100 13.500 7.400				
	533	LOUCAIDES Stefanos	D 4.600 12.966 E 8.366	3.600 11.866 8.266	4.400 12.833 8.433	4.400 13.300 9.000 -0.100	4.200 12.033 7.833	4.400 12.366 7.966	
	534	PAPAEVRIPIDOU Xenios	D 4.600 12.666 E 8.166 -0.100	3.900 11.433 7.533	4.900 11.066 6.166	4.400 13.066 8.666	5.500 13.400 7.900	5.400 12.700 7.300	
<b>34</b>		<b>Croatia - CRO</b>	<b>28.433 (33)</b>	<b>39.765 (12)</b>	<b>23.766 (35)</b>	<b>22.924 (34)</b>	<b>6.900 (35)</b>	<b>14.733 (34)</b>	<b>136.521</b>
	527	KOROSTELJEV Andrej	D 6.400 14.133 E 7.833 -0.100	3.600 9.566 5.966	2.500 10.733 8.233		2.100 6.900 8.800 -4.000		
	528	MARKOVIC Tomislav	D 6.300 14.300 E 8.000		4.500 13.033 8.533				
	529	MOZNIK Marijo	D E			2.000 11.158 9.158		6.600 14.733 8.133	
	530	SELIGMAN Robert	D E	6.400 14.533 8.133		2.800 11.766 8.966			
	531	UDE Filip	D E	6.700 15.666 8.966					
<b>35</b>		<b>Armenia - ARM</b>	<b>14.166 (35)</b>	<b>27.933 (33)</b>	<b>45.466 (2)</b>	<b>13.700 (35)</b>	<b>14.233 (34)</b>	<b>13.200 (35)</b>	<b>128.698</b>
	500	DAVTYAN Artur	D 5.000 14.166 E 9.166	5.700 13.733 8.033	5.400 14.366 8.966	6.000 13.700 7.800 -0.100	4.900 14.233 9.333	4.500 13.200 8.700	
	501	MERDINYAN Harutyum	D E	6.200 14.200 8.000					
	502	TOVMASYAN Artur	D E		6.600 15.600 9.000				
	503	VAHAGN Davtyan	D E		6.600 15.500 8.900				









Results Team

Rank	Bib	Noc Name							Total
------	-----	-------------	---	---	---	--	---	---	-------

**Note:**  
 Underlined totals indicate starting apparatus.  
*Italics* indicate the low (discarded) score.

**Legend:**  
**D** Difficulty    **E** Execution    **Q** Qualified for Team Final    **Rx** Reserve team

 Floor Exercise     Pommel Horse     Rings     Vault     Parallel Bars     Horizontal Bar